

# IQS-600

R&D AND MANUFACTURING TESTING



## Optical, transport and datacom testing in a single platform environment


- Open architecture providing the power and flexibility to run automation software and protocol scripts without an external PC
- Multi-user sharing, for minimized CAPEX
- Remote access to test stations through Java, Virtual Network Computing (VNC), Remote Desktop, Web browser, etc.
- RAID 1 option, for increased performance and data reliability

# Centralize Your Test Operations

At each step of the design and manufacturing process, systems and components must be tested, thoroughly and efficiently. Thoroughly, as in choosing the right set of test modules for in-depth characterization and truly accurate results. Efficiently, as in integrating optical, transport and datacom test applications in a single platform, speeding up both setup and actual testing.

A true single-box workstation, EXFO's IQS-600 platform delivers all this, plus numerous connectivity and remote control features. Thanks to its Windows-based open architecture and Ethernet connectivity, the fully integrated IQS platform is the heart of your test system. It offers unmatched test automation, minimizing manual intervention and ensuring accurate, repeatable results.

The IQS-600 Integrated Qualification System: multilayer testing efficiency in a single platform environment.



- A single platform and software environment to work with
- Minimal space in your rackmount
- Unparalleled multilayer testing flexibility

## Three Platform Models, One Testing Environment

The IQS-600 platform comes in three models, the IQS-610P and IQS-605P controller units, which feature a dual-core processor, Ethernet ports and optional remote GPIB control, and the IQS-610E expansion unit, which allows you to integrate up to 90 additional test modules into your system. What's more, the IQS-600 platform series uses PC-based software, enabling you to carry out your whole test cycles within a common, highly flexible test environment.



### **IQS-610P controller unit**

- Houses up to 10 test modules
- Ideal for high-volume manufacturing applications
- Comes with all necessary interface ports for external devices: monitor, keyboard, mouse, printer, etc.

### **IQS-610E expansion unit**

- Houses up to 10 test modules per expansion unit
- Allows the system to integrate up to 100 test modules using a single controller unit
- Simplifies test station operation

### **IQS-605P controller unit**


- Houses up to 5 test modules
- 8.4 inch TFT touchscreen for simple manual operation
- Designed for R&D, lab and manufacturing applications

# Software User-Friendliness and Time-Saving Efficiency

## 1

### Open architecture

The IQS-600 features an open software architecture that enables you to run LabVIEW™ and protocol scripts, providing you with the power and flexibility you need to control your test cycles without requiring an external PC.



## 2

### Multi-user sharing

Thanks to Ethernet-based sharing capabilities, the IQS-600 enables multiple users to launch test applications, minimizing both test equipment footprint and CAPEX.

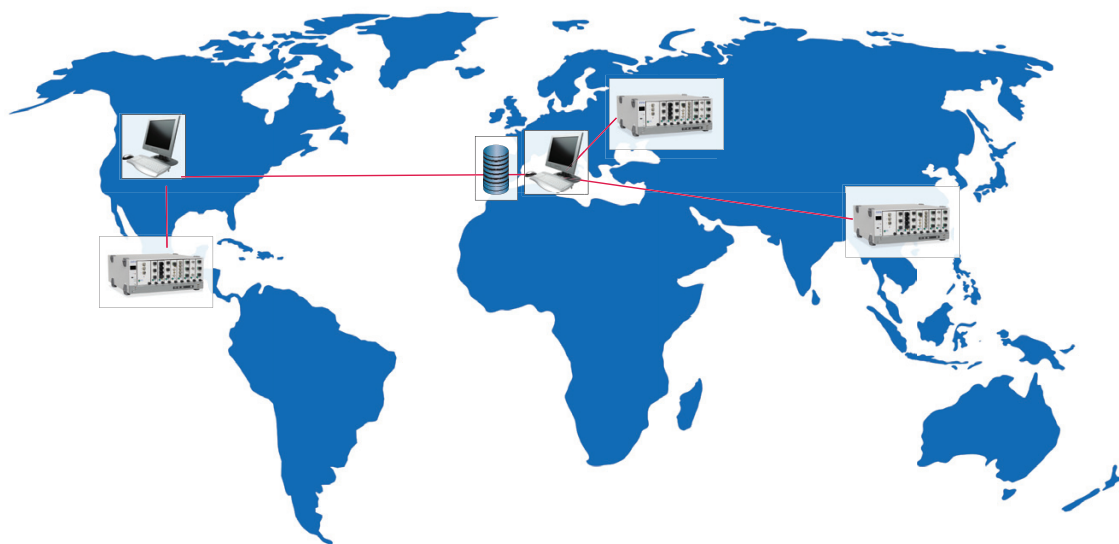


## System Management Flexibility and Data Reliability

### 3

#### Remote monitoring and control

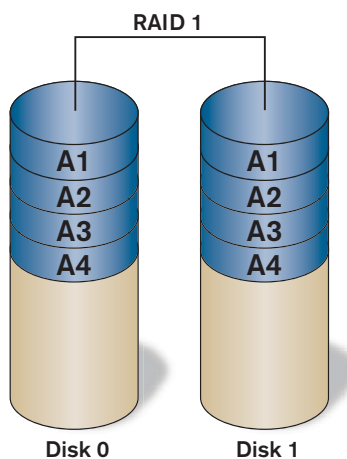
Use remote access devices such as Java, VNC, Remote Desktop or Web browsers to monitor and troubleshoot test applications carried out on an IQS-600 platform located anywhere in the world.



### 4

#### RAID 1 option

Add a second hard drive that performs real-time mirroring of all data, delivering increased data reliability and test performance.



## A Test System You Can Lean On

With the IQS-600 platform, integration doesn't stop at test applications. It also means packing everything you need to get through your test cycles more easily, day in and day out. Consequently, the IQS-600 was designed to bring user-friendliness, reliability and flexibility to the next level.

### User-friendliness

Based on Windows environment, the IQS-600 offers truly intuitive graphical user interfaces (GUI) that simplify module control and system status assessment. Its open architecture enables you to install any Windows-supported software.

### Reliability

The IQS-600 uses the proven Windows XP Embedded operating system, as well as industrial-grade PC components that withstand even the toughest manufacturing conditions. Its optional RAID dual hard drive configuration also provides a live backup of all test data, for increased data protection and platform reliability.

### Flexibility

Control your IQS-600 platform from any remote location through GPIB, RS-232 or Ethernet connection and run applications developed with any programming environment, from LabVIEW™ and SCPI to ActiveX/DCOM and .NET. Use any PC/Windows device such as foot pedals, bar code readers, PCI data acquisition cards to build more complex test stations requiring more than optical, transport and datacom instruments.

### IQS Test Modules and Turnkey Systems

Choose from the widest range of modules on the market. Mix and match modules to build a system that meets any test and measurement challenge.

#### Modules

- Calibration Power Meter – IQS-1500
- High-Speed Power Meter – IQS-1600
- High-Performance Power Meter – IQS-1700
- Light Source – IQS-2100
- ASE Broadband Source – IQS-2300
- WDM Laser Source – IQS-2400
- Tunable Laser Source – IQS-2600B
- Variable Attenuator – IQS-3150
- EDFA – IQS-6100
- DS<sub>n</sub>/PDH and SONET/ SDH Electrical Test Module – IQS-8105 Transport Blazer
- SONET/SDH Test Modules – IQS-8115/8120/8130 Transport Blazer
- Next-Generation Multiservice Test Modules – IQS-8120NGE/8130NGE Power Blazer
- 100G/40G Ethernet Test Module – IQS-85100G Packet Blazer
- 40/43 Gigabit SONET/SDH/OTN Test Module – IQS-8140 Transport Blazer
- 10 Gigabit Ethernet Test Module – IQS-8510G Packet Blazer
- Ethernet Test Module – IQS-8510B Packet Blazer
- Fibre Channel and Ethernet Test Module – IQS-85x5 Packet Blazer
- Optical Switch – IQS-9100
- Optical Test Access Circuit – IQS-9106
- Utility Modules and Couplers – IQS-9600

#### Turnkey System

- Cable Assembly and Component Test System – IQS-12001B

## SPECIFICATIONS

### IQS-605P AND IQS-610P

|                         |   |   |
|-------------------------|---|---|
| CPU                     | Industrial motherboard, dual-core processor, 2 Gbyte memory |   |
| Display (IQS-605P only) | 8.4 in touchscreen, 800 x 600 color TFT                     |   |
| Interfaces              | Dual 10/100/1000 Base-T Ethernet                            | Six USB ports                                     |
|                         | Serial RS-232   | External keyboard/mouse                           |
|                         | Parallel port   | EXFO bus III output                               |
|                         | External monitor port                                       |   |
| Storage                 | Internal 160 Gbyte hard drive (minimum)                     |   |
|                         | Internal DVD+RW   |   |
| Power                   | 100 V to 240 V, 50/60 Hz                                    |   |
| Size (H x W x D)        | IQS-610P  | 177 mm x 439 mm x 495 mm (7 in x 17 ¼ in 19 ½ in) |
|                         | IQS-605P  | 177 mm x 439 mm x 495 mm (7 in x 17 ¼ in 19 ½ in) |
| Weight                  | IQS-610P  | 16.6 kg (36.7 lb)                                 |
|                         | IQS-605P  | 16.5 kg (36.3 lb)                                 |
| Temperature             | Operating   | 0 °C to 40 °C (32 °F to 104 °F)                   |
|                         | Storage   | -40 °C to 70 °C (-40 °F to 158 °F)                |
| Relative humidity       | 0 % to 80 % non-condensing at 40 °C                         |   |

### IQS-610E

|                   |                                     |                                    |
|-------------------|-------------------------------------|------------------------------------|
| Interface         | EXFO bus III input/output           |                                    |
| Power             | 100 V to 240 V, 50/60 Hz            |                                    |
| Size (H x W x D)  | 133 mm x 439 mm x 495 mm            | (5 ¼ in x 17 ¼ in 19 ½ in)         |
| Weight            | 13.0 kg                             | (28.8 lb)                          |
| Temperature       | Operating                           | 0 °C to 40 °C (32 °F to 104 °F)    |
|                   | Storage                             | -40 °C to 70 °C (-40 °F to 158 °F) |
| Relative humidity | 0 % to 80 % non-condensing at 40 °C |                                    |

### Software and Drivers

|                  |  |  |
|------------------|--|--|
| Operating system | Windows XP Embedded                                  |  |
| EXFO software    | IQS Manager  |  |
| Local control    | ActiveX/COM library using SCPI commands <sup>a</sup> |  |
|                  | LabVIEW drivers using ActiveX/COM library            |  |

### Remote control

|          |  |  |
|----------|--|--|
| Ethernet | ActiveX/COM library using SCPI commands <sup>a</sup> |  |
|          | LabVIEW drivers using ActiveX/COM library            |  |
| GPIB     | SCPI commands or LabVIEW drivers                     |  |
| RS-232   | SCPI commands or LabVIEW drivers                     |  |

#### Note

a. Compatible with Microsoft .NET "T&M Programmers' Tool Kit".

## ACCESSORIES

|                     |  |
|---------------------|--|
| GP-130              | GPIB cable (2 m/6 ft)  |
| GP-228              | 0.8 m/2.5 ft interface cable   |
| GP-229              | 1.5 m/5 ft interface cable   |
| GP-3000             | Carrying case for one IQS-600 platform (platform only, no space available for modules) |
| GP-3001             | Carrying case for 10 modules (modules only, no space available for platform)           |
| GP-3003             | GPIB master/slave card   |
| GP-3004             | IQS blank plate  |
| GP-3008 (A-E-I-S-U) | 17 in LCD video monitor  |
| GP-3013             | Rackmount brackets for IQS-600 controllers (kit of 2)                                  |
| GP-3023             | Rackmount brackets for IQS-610E (kit of 2)   |
| GP-3024             | USB mouse  |
| GP-3025             | External USB keyboard  |

## ORDERING INFORMATION

### IQS-605P

#### IQS-605P-XX-XX

- 00 = Standard hard disk
- RHD = RAID 1 second hard disk
- 00 = Without GPIB card
- I3 = GPIB master/slave card

Example: IQS-605P-RHD-I3

### IQS-610P

#### IQS-610P-XX-XX

- 00 = Standard hard disk
- RHD = RAID 1 second hard disk
- 00 = Without GPIB card
- I3 = GPIB master/slave card

Example: IQS-610P-RHD-I3

### IQS-610E

#### IQS-610E-XX

- E0 = 0.3 m/1 ft cable
- E3 = 0.8 m/2.5 ft cable
- E4 = 1.5 m/5 ft cable

Example: IQS-610E-E4

EXFO Corporate Headquarters > 400 Godin Avenue, Quebec City (Quebec) G1M 2K2 CANADA | Tel.: +1 418 683-0211 | Fax: +1 418 683-2170 | [info@EXFO.com](mailto:info@EXFO.com)

Toll-free: +1 800 663-3936 (USA and Canada) | [www.EXFO.com](http://www.EXFO.com)

|                        |   |  |                           |                         |
|------------------------|---|--|---------------------------|-------------------------|
| EXFO America           | 3701 Plano Parkway, Suite 160   | Plano, TX 75075 USA                        | Tel.: +1 800 663-3936     | Fax: +1 972 836-0164    |
| EXFO Asia              | 151 Chin Swee Road, #03-29 Manhattan House  | SINGAPORE 169876                           | Tel.: +65 6333 8241       | Fax: +65 6333 8242      |
| EXFO China             | 36 North, 3 <sup>rd</sup> Ring Road East, Dongcheng District<br>Room 1207, Tower C, Global Trade Center | Beijing 100013 P. R. CHINA                 | Tel.: + 86 10 5825 7755   | Fax: +86 10 5825 7722   |
| EXFO Europe            | Omega Enterprise Park, Electron Way   | Chandlers Ford, Hampshire S053 4SE ENGLAND | Tel.: +44 2380 246810     | Fax: +44 2380 246801    |
| EXFO NetHawk           | Elektronikkatie 2   | FI-90590 Oulu, FINLAND                     | Tel.: +358 (0)403 010 300 | Fax: +358 (0)8 564 5203 |
| EXFO Service Assurance | 285 Mill Road   | Chelmsford, MA 01824 USA                   | Tel.: +1 978 367-5600     | Fax: +1 978 367-5700    |

EXFO is certified ISO 9001 and attests to the quality of these products. This device complies with Part 15 of the FCC Rules. Operation is subject to the following two conditions: (1) this device may not cause harmful interference, and (2) this device must accept any interference received, including interference that may cause undesired operation. EXFO has made every effort to ensure that the information contained in this specification sheet is accurate. However, we accept no responsibility for any errors or omissions, and we reserve the right to modify design, characteristics and products at any time without obligation. Units of measurement in this document conform to SI standards and practices. In addition, all of EXFO's manufactured products are compliant with the European Union's WEEE directive. For more information, please visit [www.EXFO.com/recycle](http://www.EXFO.com/recycle). Contact EXFO for prices and availability or to obtain the phone number of your local EXFO distributor.

For the most recent version of this spec sheet, please go to the EXFO website at <http://www.EXFO.com/specs>

In case of discrepancy, the Web version takes precedence over any printed literature.