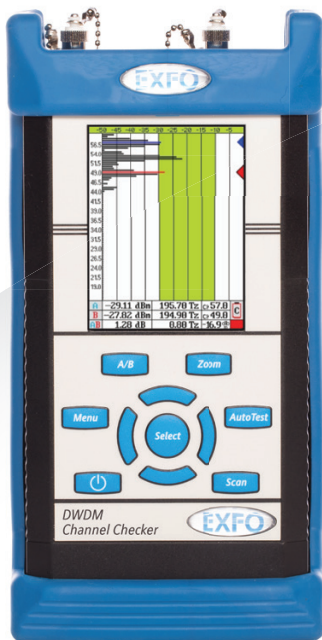


# FOT-5205

## DWDM CHANNEL CHECKER



Handheld channel checker to monitor presence of DWDM channels and measure their power

### KEY FEATURES

Supports 50 GHz and 100 GHz DWDM spacings

Ideal for cable operators

Spectral range covering all Remote PHY wavelengths

Detects low power signals—perfect for measurements through monitor ports

Fast < 0.5 second measurement

Bar graph and table display

Pass/fail thresholds

Rugged design

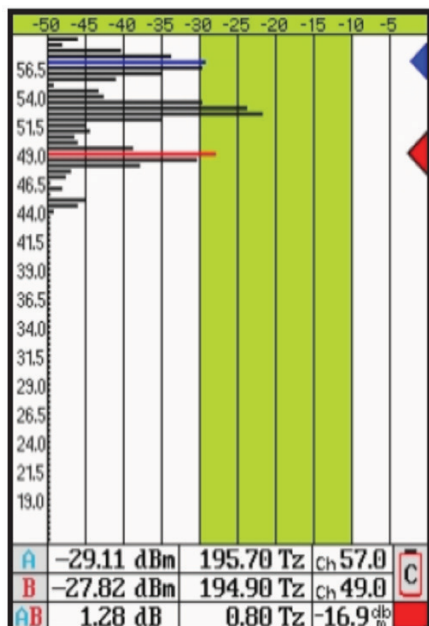
## IDEAL FOR CABLE OPERATORS' REMOTE PHY DEPLOYMENTS

For cable operators, Remote PHY is the next major network architecture change and involves bringing fiber much deeper into the network—that is, closer to the end user. Remote PHY also triggers the evolution from analog optics to digital optics, featuring Dense Wavelength Division Multiplexing (DWDM) for increased capacity.

The FOT-5205 meets the testing needs of Remote PHY deployments, in terms of spectral range, power range and channel spacing. It is the ideal tool for successful network commissioning and effective troubleshooting.

## BAR GRAPH AND TABLE DISPLAY

The FOT-5205 DWDM channel checker offers two main modes for displaying results: a bar graph and a table display, both showing the power level of each channel. The channel number displayed is based on the ITU-T grid channel numbering.



Bar graph

62.0		50.0	-37.95	38.0	26.0
61.5	-49.91	49.5	-40.43	37.5	-49.77
61.0		49.0	-40.22	37.0	25.0
60.5	-48.45	48.5	-34.54	36.5	24.5
60.0		48.0	-38.14	36.0	24.0
59.5	-49.29	47.5	-34.40	35.5	23.5
59.0		47.0	-21.76	35.0	23.0
58.5	-49.60	46.5	-34.90	34.5	-49.58
58.0	-47.19	46.0	-34.93	34.0	22.0
57.5	-49.12	45.5	-40.52	33.5	21.5
57.0	-47.07	45.0	-38.79	33.0	21.0
56.5	-48.07	44.5	-43.35	32.5	20.5
56.0	-47.35	44.0	-42.69	32.0	20.0
55.5	-46.34	43.5	-44.00	31.5	19.5
55.0	-47.67	43.0	-45.71	31.0	19.0
54.5	-44.76	42.5	-44.72	30.5	18.5
54.0	-47.13	42.0	-47.37	30.0	18.0
53.5	-43.97	41.5	-45.50	29.5	17.5
53.0	-44.46	41.0	-47.38	29.0	17.0
52.5	-44.68	40.5	-47.81	28.5	16.5
52.0	-42.12	40.0	-47.11	28.0	16.0
51.5	-44.27	39.5	-49.52	27.5	15.5
51.0	-40.90	39.0	-48.23	27.0	15.0
50.5	-41.20	38.5	-49.82	26.5	14.5

A	-40.43 dBm	194.95 Tz	Ch 49.5
B	-21.76 dBm	194.70 Tz	Ch 47.0
AB	0.18 dB	0.25 Tz	-20.0 dBm

Table display

## FAST MEASUREMENT TIME

EXFO understands that field technicians want to get the job done the first time—and quickly. The FOT-5205 boasts a measurement time of less than 0.5 seconds, one of the fastest in the industry.

## WORKS THROUGH MONITOR PORTS (TAPS)

Unlike some competing products, EXFO's FOT-5205 is sensitive enough to detect low power signals, down to -48 dBm. This feature is especially important when measuring through monitor ports (also called taps) because these reduce the signal power by approximately 20 dB.

## SPECIFICATIONS <sup>a</sup>

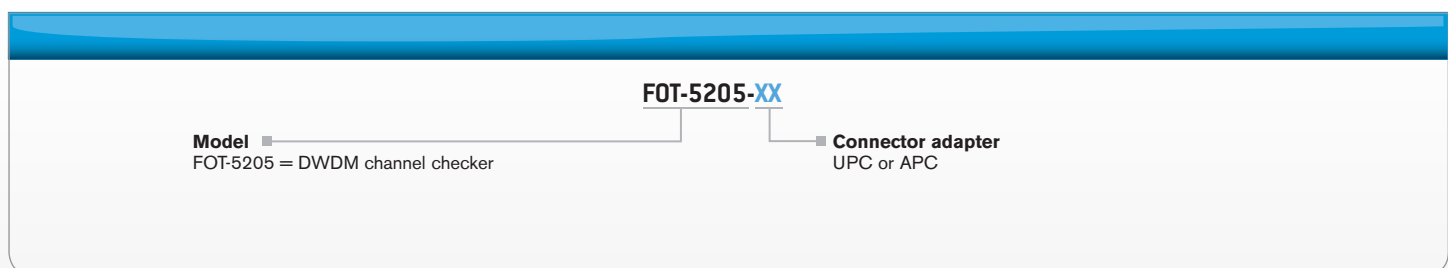
SPECTRAL MEASUREMENT	
Wavelength range	1527.99 - 1565.90 nm (196.20 - 191.45 THz)
Channel spacing	DWDM 50 GHz and 100 GHz
Wavelength uncertainty (nm)	±0.1

POWER MEASUREMENT	
Dynamic range per channel (dBm)	+10 to -48
Maximum total safe power (dBm)	+28
Absolute power uncertainty (dB)	±1

OPTICAL MEASUREMENT	
Optical rejection ratio at 0.4 nm (50 GHz) (dB)	40
PDL (dB)	±0.3
ORL (dB)	> 35
Measurement time (s)	< 0.5

GENERAL SPECIFICATIONS		
Temperature	operating storage	-10 °C to 50 °C (32 °F to 120 °F) -20 °C to 50 °C (-4 °F to 120 °F)
Connectors		Interchangeable SC and FC fiber adapters. Choice of UPC or APC model.
Size (H x W x D)		194 mm x 99 mm x 40 mm (7 5/8 in x 3 7/8 in x 1 1/2 in)
Weight		0.72 kg (1.6 lb)
Battery		Rechargeable NiMH - 4 hours operating time
Power supply		100-240 universal US, GB, EU, AU mains

**Note**  
a. Typical.



**EXFO Headquarters** > Tel.: +1 418 683-0211 | Toll-free: +1 800 663-3936 (USA and Canada) | Fax: +1 418 683-2170 | [info@EXFO.com](mailto:info@EXFO.com) | [www.EXFO.com](http://www.EXFO.com)

EXFO serves over 2000 customers in more than 100 countries. To find your local office contact details, please go to [www.EXFO.com/contact](http://www.EXFO.com/contact).

EXFO is certified ISO 9001 and attests to the quality of these products. EXFO has made every effort to ensure that the information contained in this specification sheet is accurate. However, we accept no responsibility for any errors or omissions, and we reserve the right to modify design, characteristics and products at any time without obligation. Units of measurement in this document conform to SI standards and practices. In addition, all of EXFO's manufactured products are compliant with the European Union's WEEE directive. For more information, please visit [www.EXFO.com/recycle](http://www.EXFO.com/recycle). **Contact EXFO for prices and availability or to obtain the phone number of your local EXFO distributor.**

For the most recent version of this spec sheet, please go to the EXFO website at [www.EXFO.com/specs](http://www.EXFO.com/specs).

In case of discrepancy, the Web version takes precedence over any printed literature.